




# Mobile Application

Modern mobile application for events or for associations (with embedded events)  
Unique solution with easy administration.

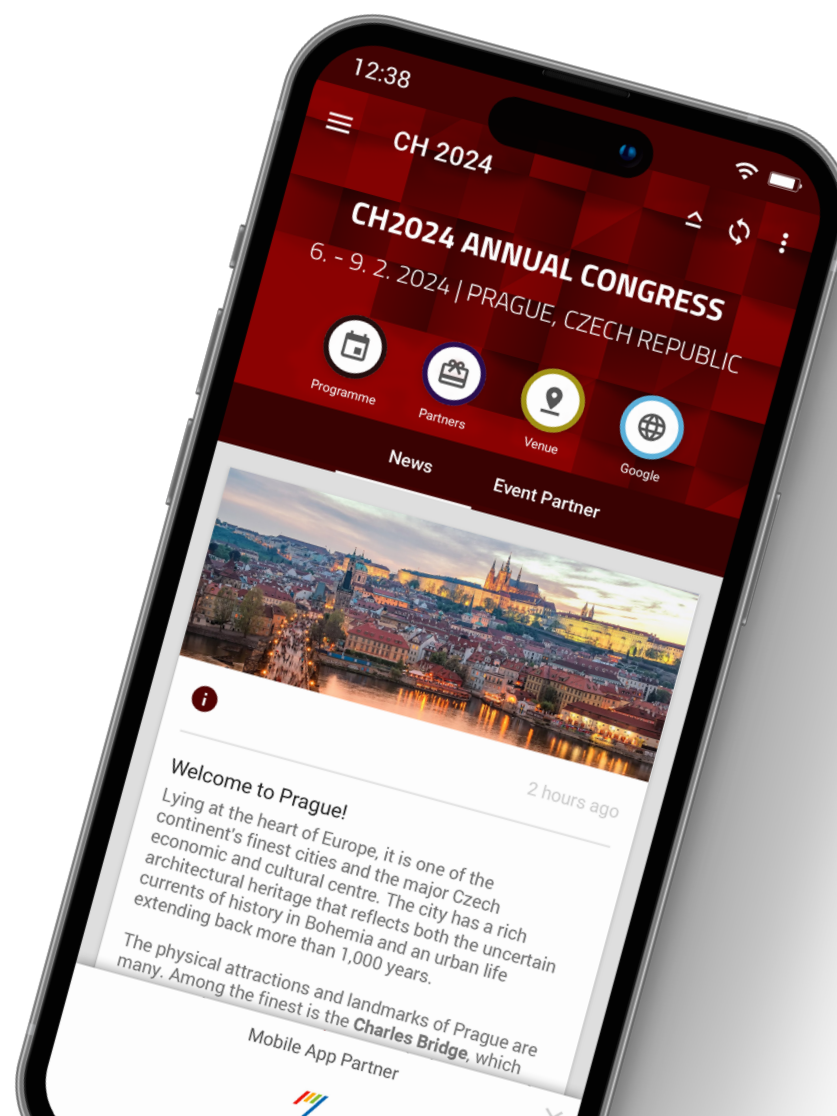
Part of **congresshome.com**

## Selected references

- Czech Society of Cardiology
- EuroELSO Association
- EDTNA/ERCA
- Czech Psychiatric Association
- EUROCORR 2023
- 16th Multinational Congress of Microscopy
- World Congress on Medical Physics and Biomedical Engineering
- 14th FELASA Congress
- 22 - 24th WONCA Europe Conference
- 53. - 60. Congress of Czech Diabetes Society
- Czech Hematological Association events
- Czech Society of Gastroenterology Meetings
- XXIV. - XXX. Congress of Czech Society of Internal Medicine



Download  
[Congresshome.com](https://congresshome.com)  
Sample Event



# List of functions

## Item types

- > Structured programmes
- > News, messages
- > Push notifications
- > List of people with details
- > Information texts
- > Structured menu (+ password protected)
- > External links directly in main menu
- > Personal programme
- > Personal notes
- > Maps
- > Galleries
- > Social networks
- > Embedded websites / PDFs
- > Surveys, questionnaires, quizzes (+ password protected)
- > Partners, exhibitors
- > Voting
- > Questions for Speakers

## Most records in an application can contain:

icon, text, pictures, www links, files, phone numbers, videos, files links, youtube link, vimeo link

## Programme structure:

programme name / day / hall / lectures block / lecture / lecture detail

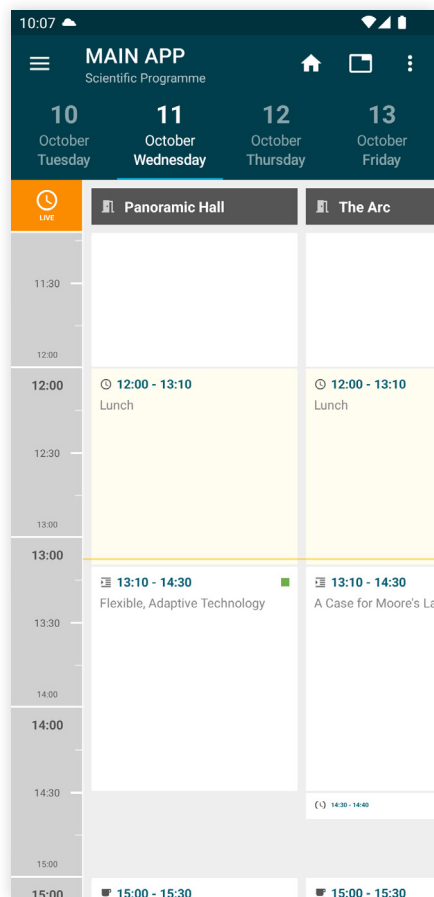
## Lecture:

name, authors, text abstract, video, picture, other resources (files, links, pictures...), rating, personal note, question for speaker

## Voting, questions for speakers, surveys/questionnaires:

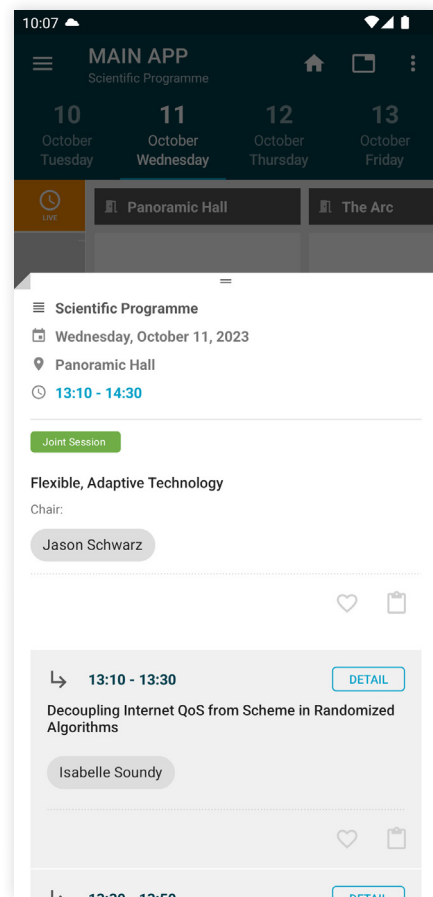
All of these extensions can be included and used in main application and all sub-applications too

# New functions



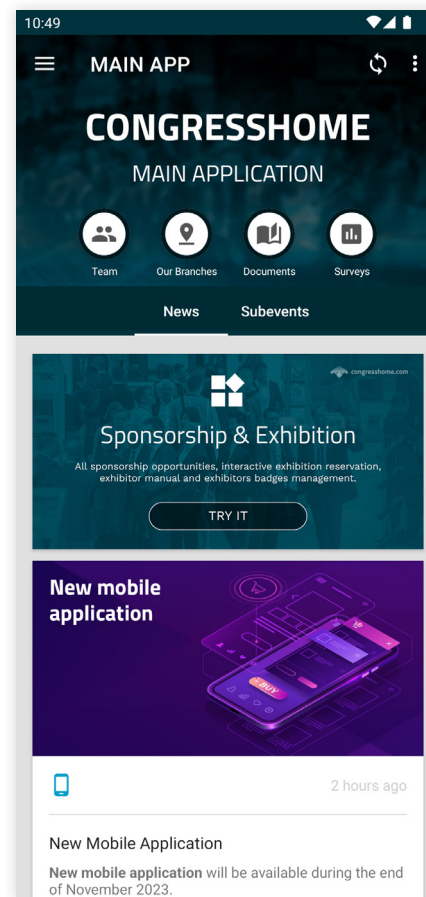
## New programme view

Alternative programme display (AGENDA) with LIVE program display during event.



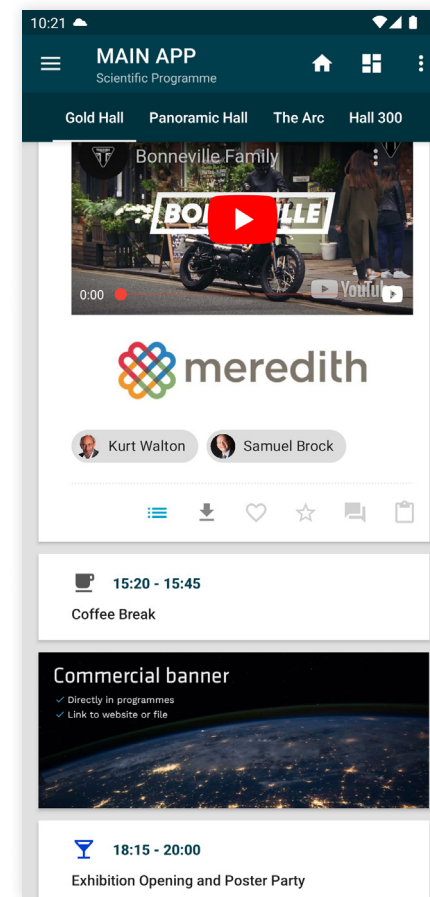
## Detail in the new program view

Detail of the lecture block.



## New homepage

A panel with links directly to the menu, to the website, to the document at the top of the application.  
News image with a link.



## Advertising banners

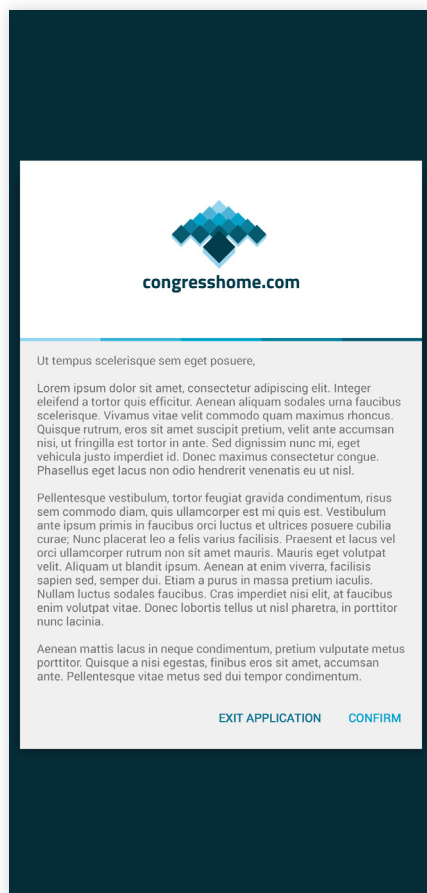
Advertising banners with links to websites can be inserted between lecture block and lectures.



# MAIN APPLICATION

ASSOCIATION / COMPANY APPLICATION

# Function description



## Terms of service


Informational text to be displayed the first-time user starts the application.

*(optional)*



## Loading data

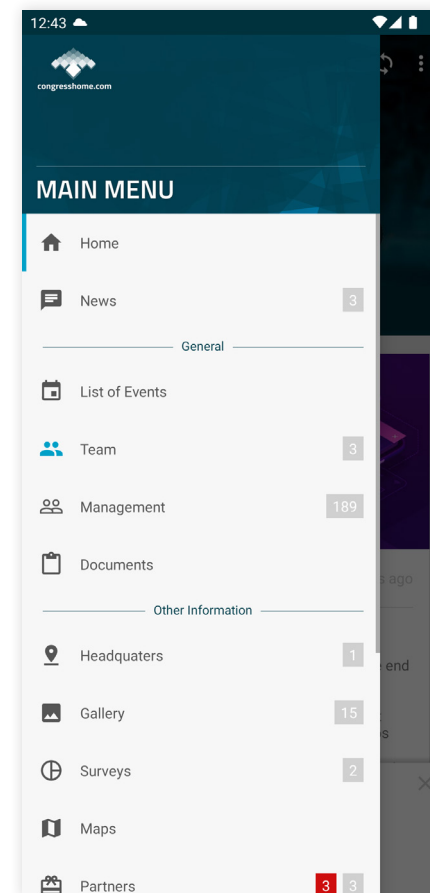
All necessary data is loaded at first start of the app.



## Intro

Several schematic images with a short description of what users will find in the app.

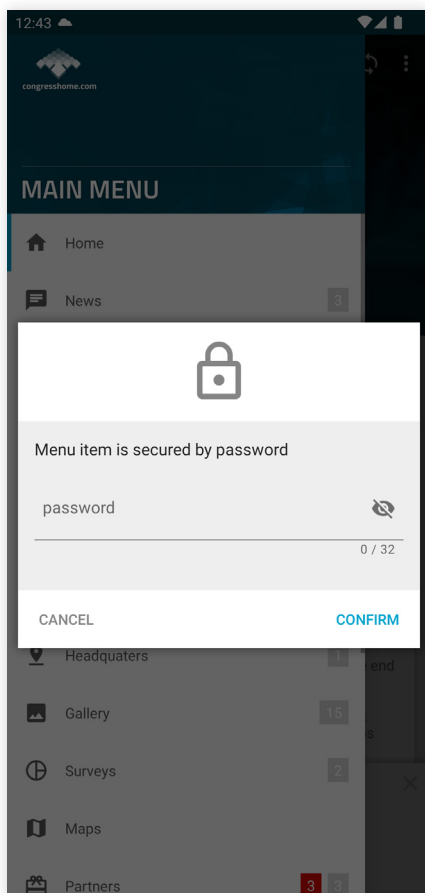
*(optional)*



## Main menu

Main application content menu, options according to requirements. Dividers, two-level menu, optional icons.

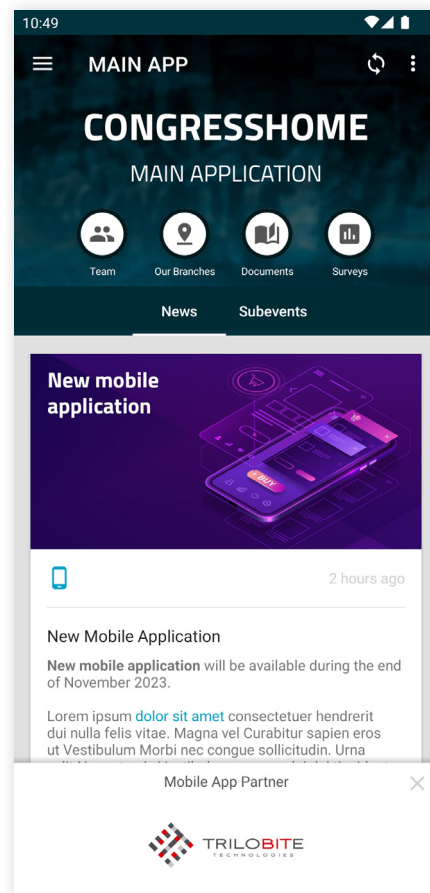
# Function description



## Protected items in main menu

Each menu record can be protected by password.

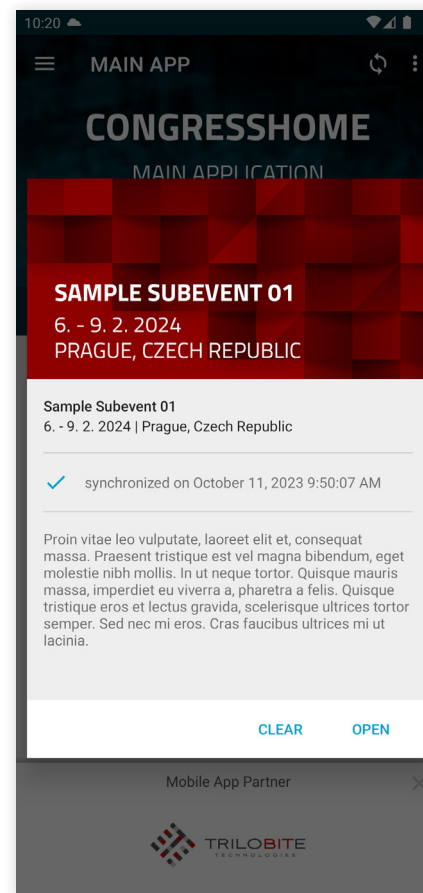
*(optional)*



## Homepage

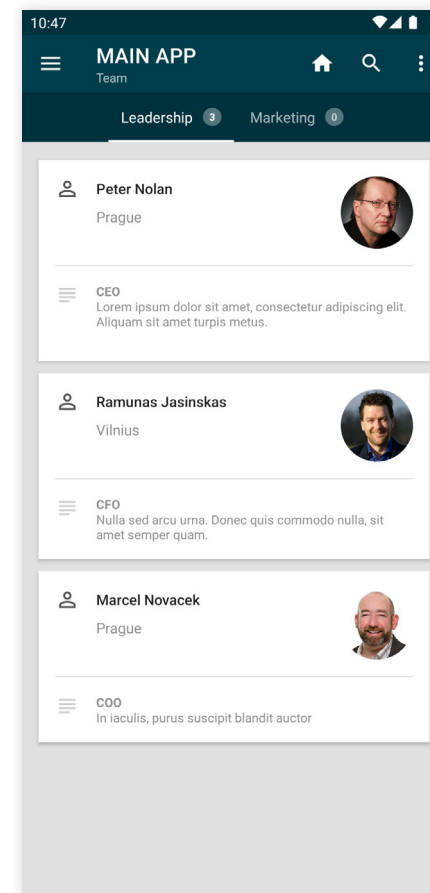
Fully customizable homepage with news, sub-applications, links, lists etc.

Quick links at the top to menu item / file / URL.



## Event detail (sub-application)

Detailed description of the selected event with the option to load / delete data of selected event.

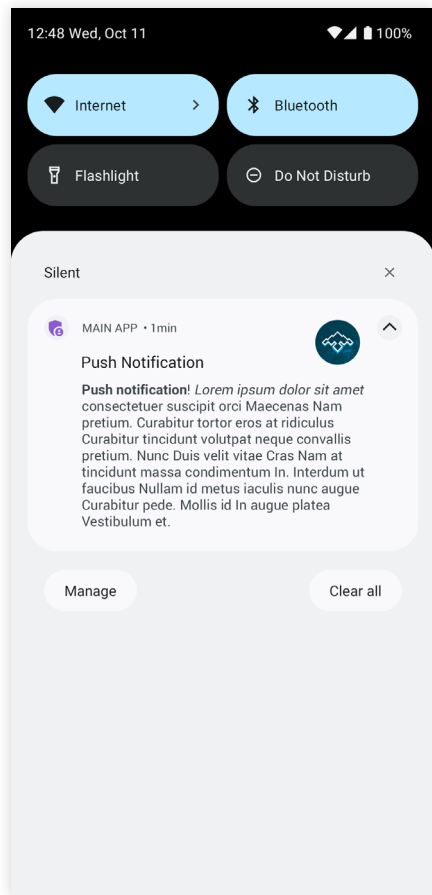


## People list

Scaleable list of selected people (with/without institution, photo, short description). Possibility of more lists of people.

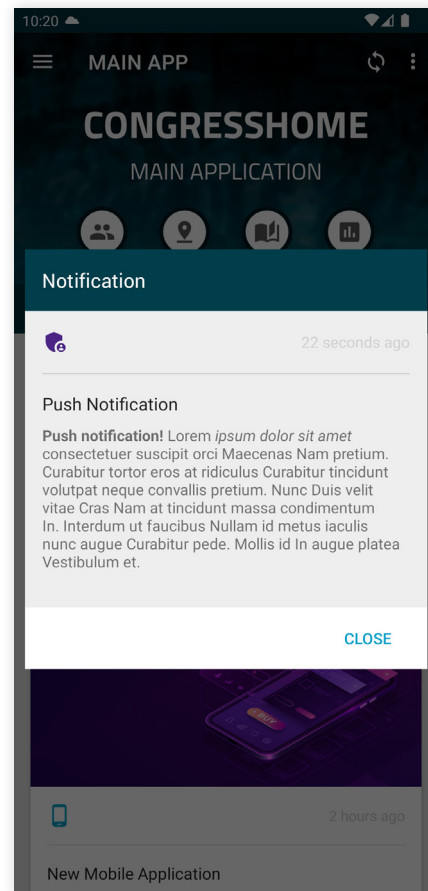


# Function description



## Push notification

Short messages from application (independent notifications from main application and sub-applications).



## Push notification

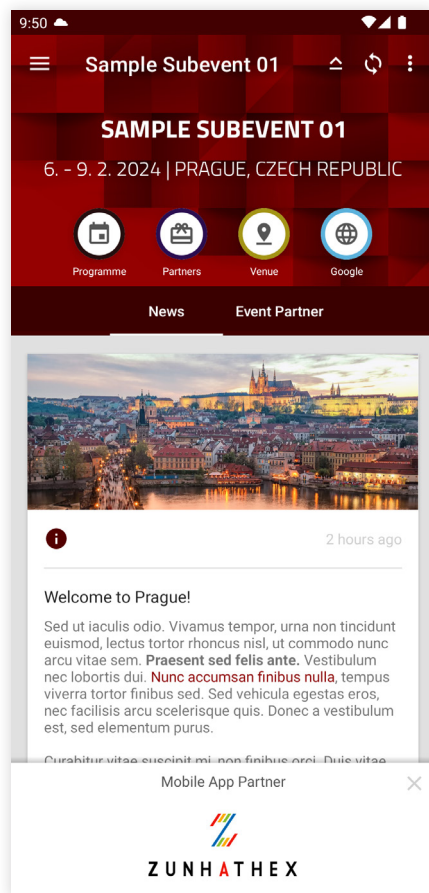
Displaying push notifications in the application.



## SAMPLE "SUB-APPLICATION"

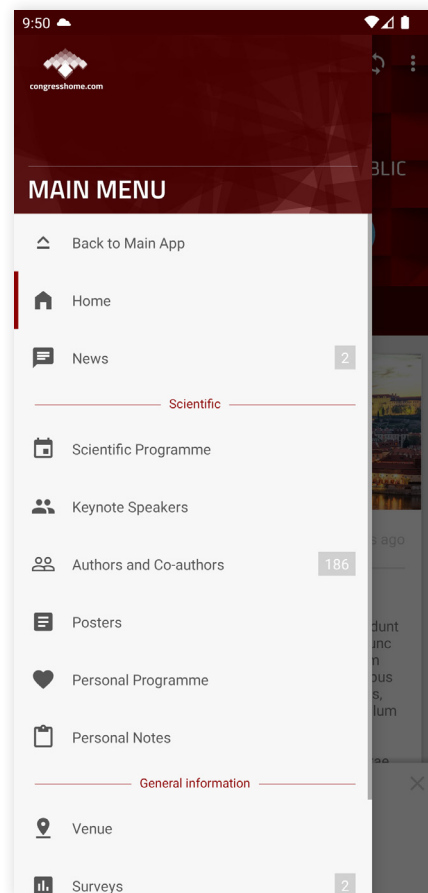
It is part of the main application. Stand-alone applications  
have the same functionality.

# Function description




## Homepage

Completely independent of the main application, with its own structure / partners, etc. Customization according to requirements.



## Main menu

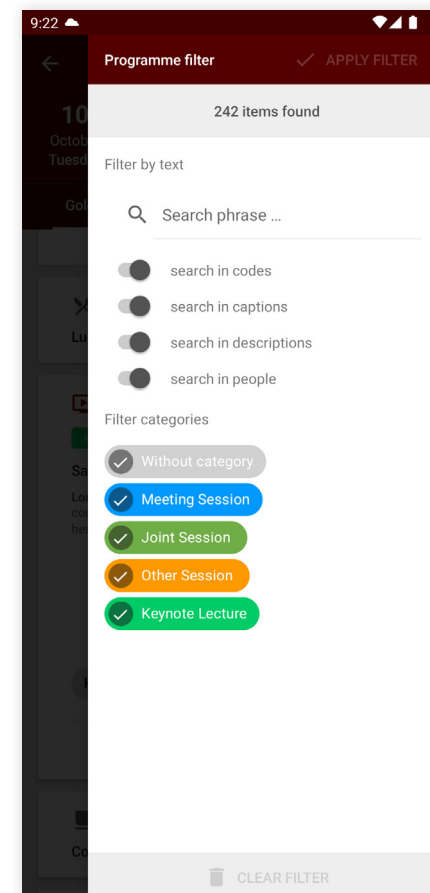
Menu of "subapplication" (with possibility to go back to main application).



## Programme

Programme in the structure day / hall / block of lectures / lecture. Each lecture can contain tags, authors, resources (images, files, links...) etc.

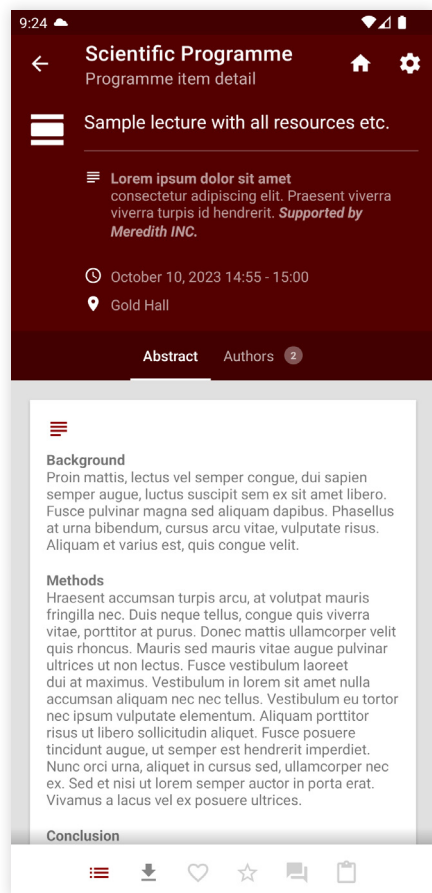
Each application can have multiple programs.



## Filter

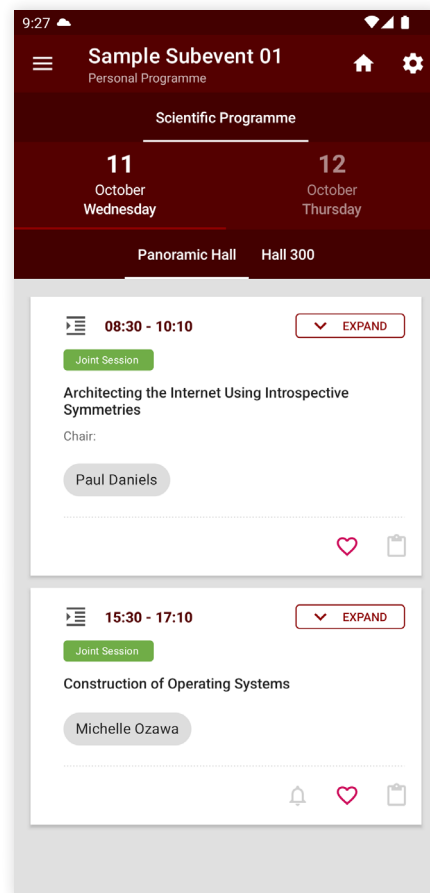
Filters for lecture codes, lecture titles and subtitles, people search, categories filter.

# Function description



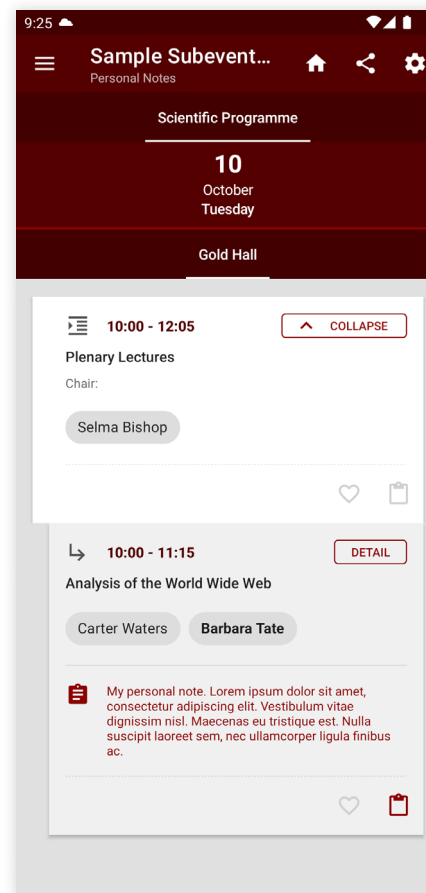
## Lecture detail

Text abstract (optional), authors, resources (images, files, links...) etc.



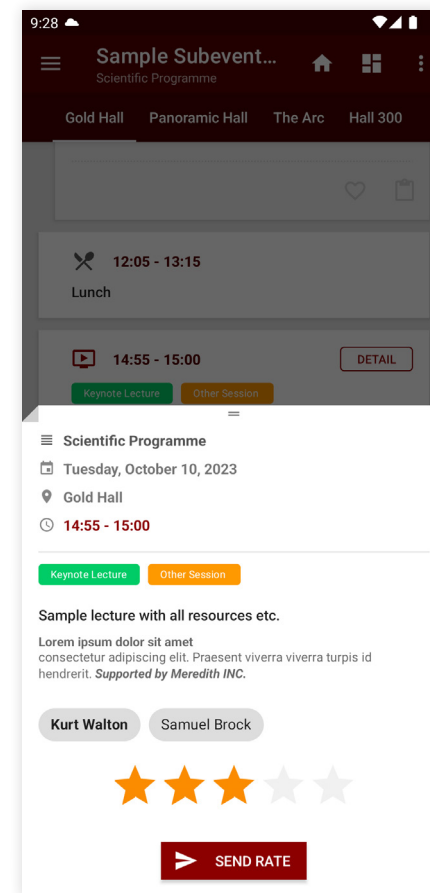
## Personal programme

The possibility of creating a personal program. Notifications for selected lectures from the scientific and personal programme.



## Personal notes

List of all personal notes from all programmes. Download, export via e-mail, whatsapp etc.

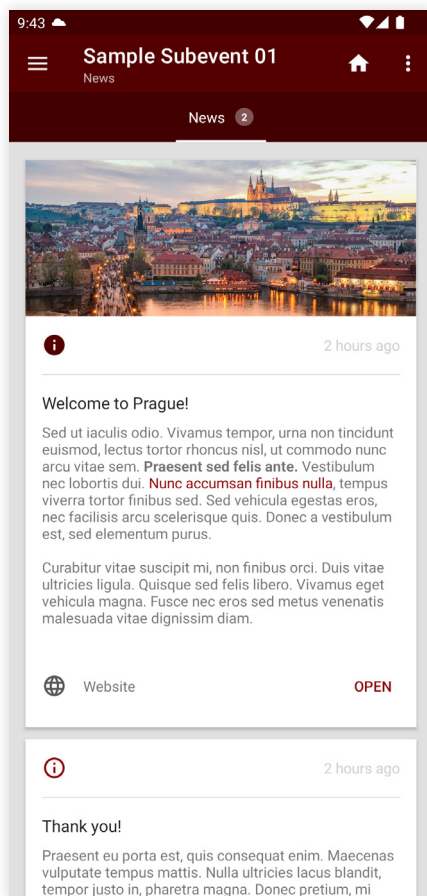


## Lecture rating

Star rating (5 best, 1 worst), possibility to send only once from each device.

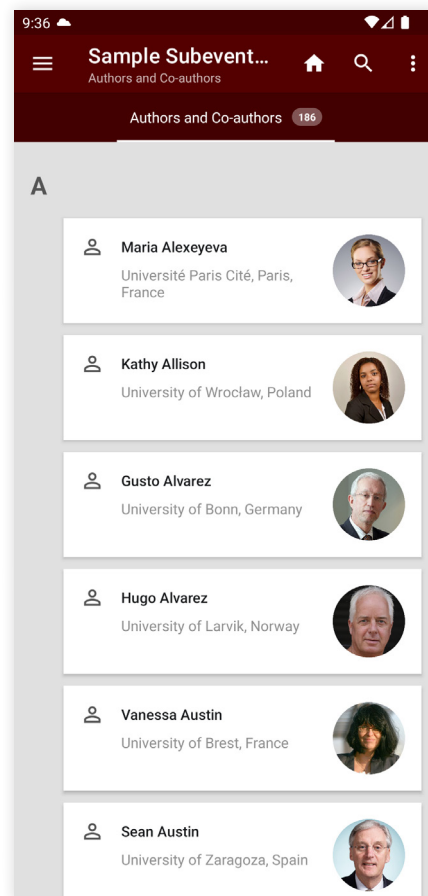
Evaluation as XLS file.

# Function description



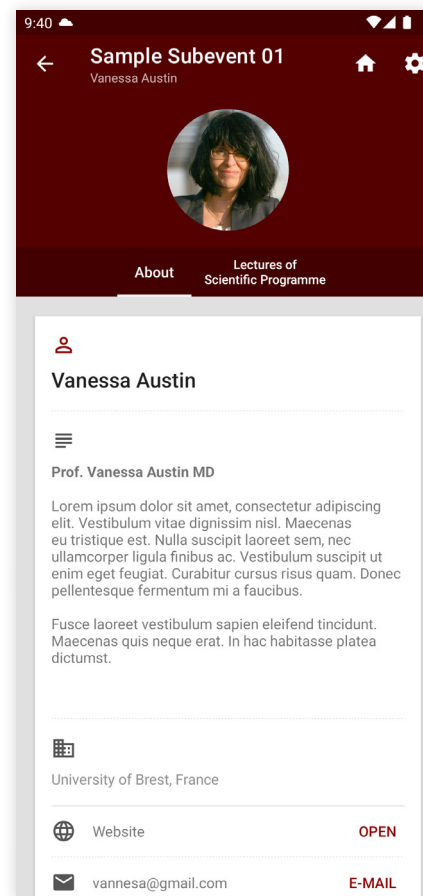
## News/messages

List of all news. Each record can have own resources - icon, text, picture, videos, links, files, other documents.



## List of authors

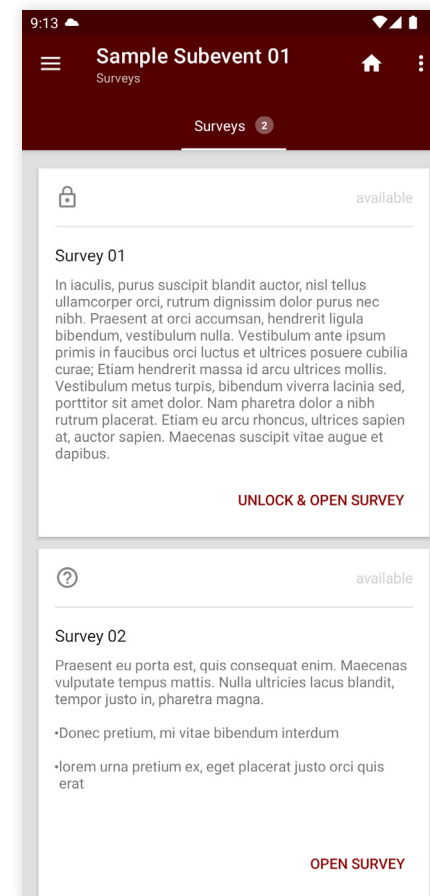
List of all authors and co-authors with details.



## Person detail

Detailed description of the author. Contact information, photo, institution, function and more (phone, email, website, video, image, etc.)

List of all the author's lectures.

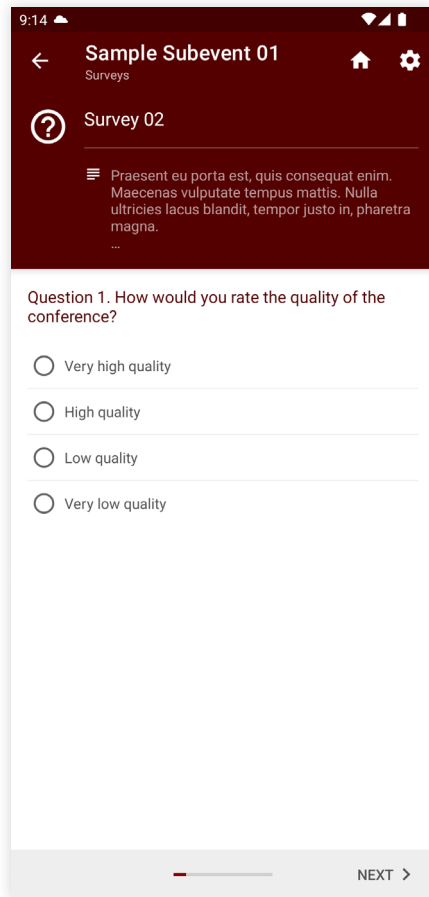


## Surveys / quizzes

List of categorized surveys (quizzes, questionnaires), optional password protection.

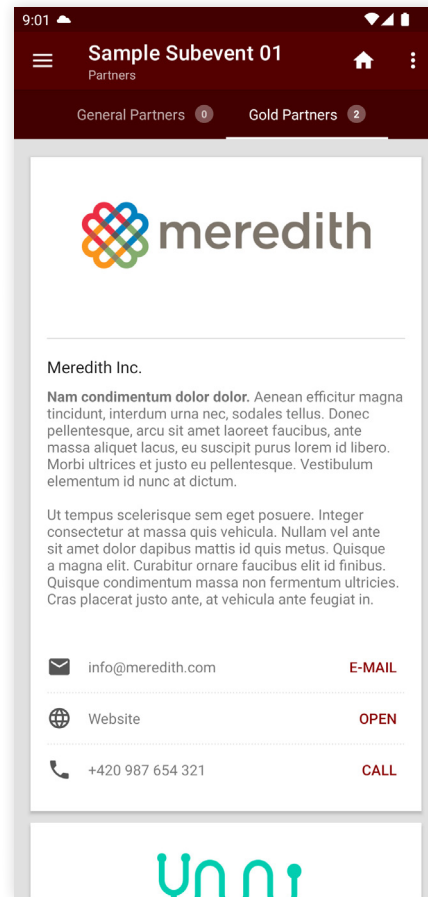
Evaluation in XLS file.

# Function description



## Surveys - questions

Several types of question - radio (1 from N), check (N from N), star rating, text field, number field.



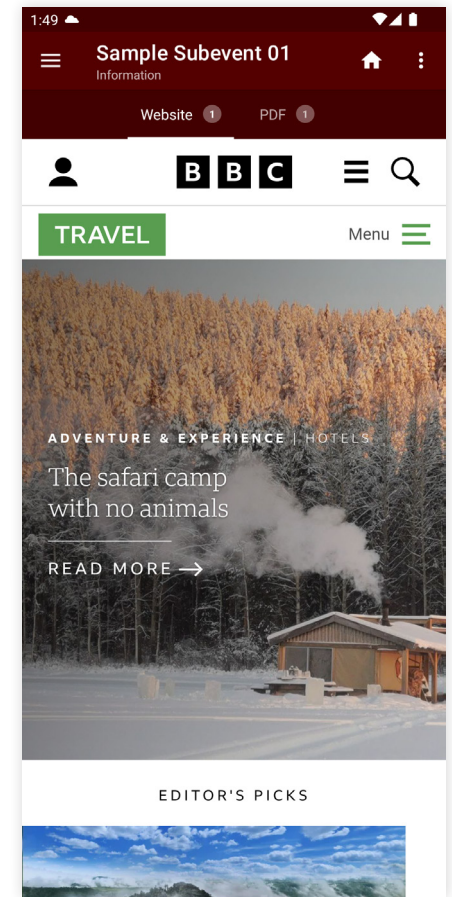
## Partners/exhibitors

List of categorized partners with resources. Logo, name, description, resources (links, phone, emails, etc.).



## PDF

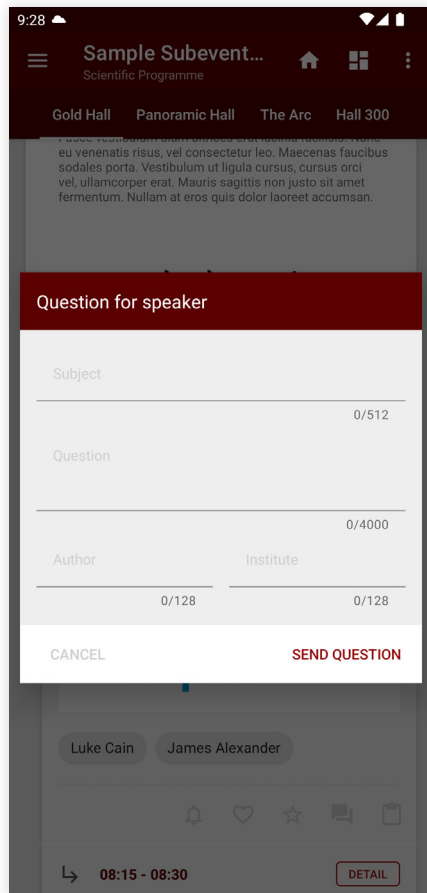
View the PDF file directly from the menu.



## Www

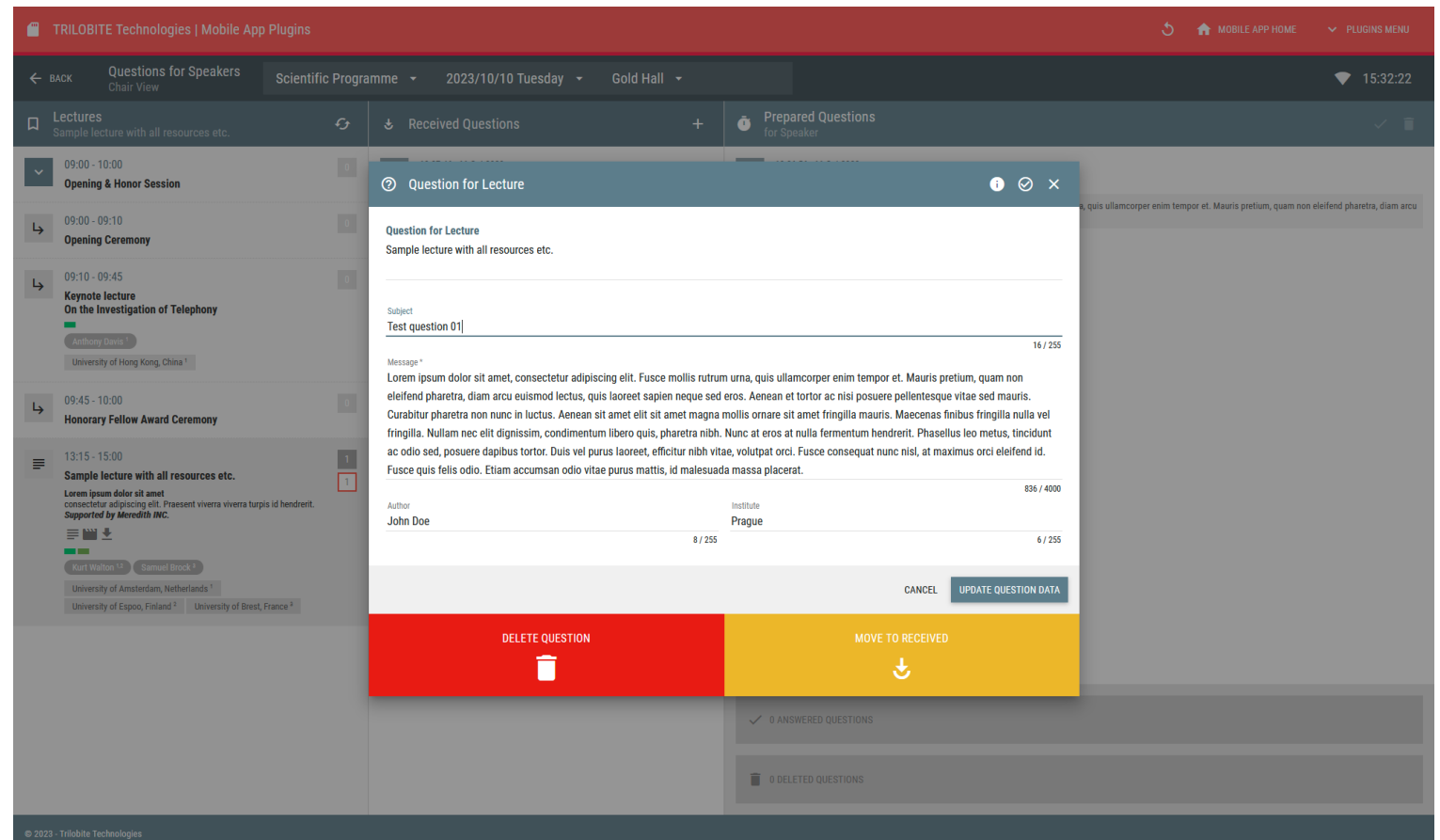
Embedded website directly in the application.

# Extension modules: Questions for Speakers



## Questions for Speakers

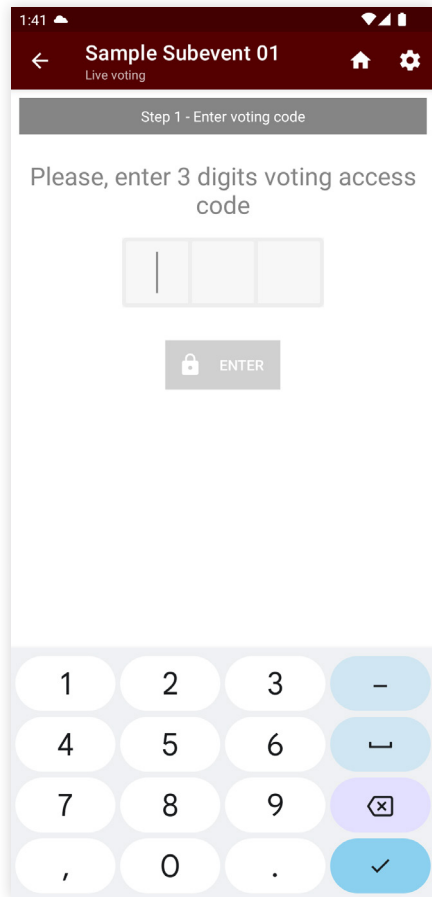
Speaker questions feature can be enabled for pre-determined/selected lectures - everyone can ask multiple questions about the lecture.



## Administration

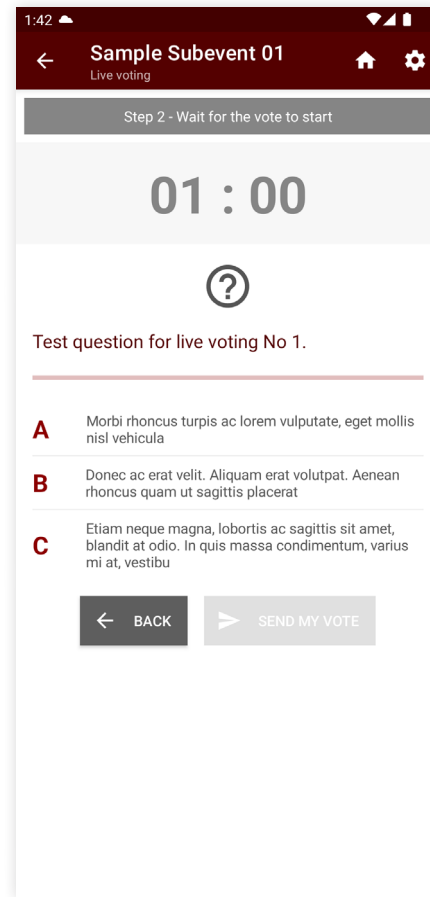
The chairperson sees all received questions for a given lecture and selects appropriate questions.

# Extension modules: Live Voting



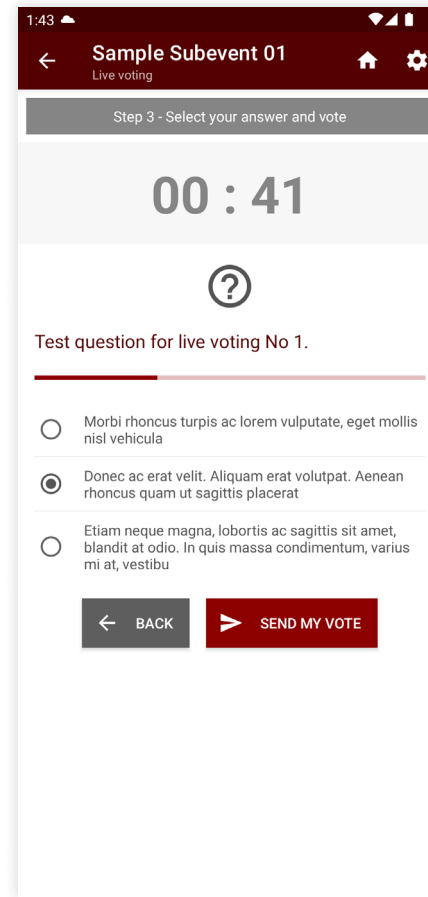
## Live voting - access

One page for all votes. Voting identification with a three-digit code reported by the speaker/ displayed on the screen.



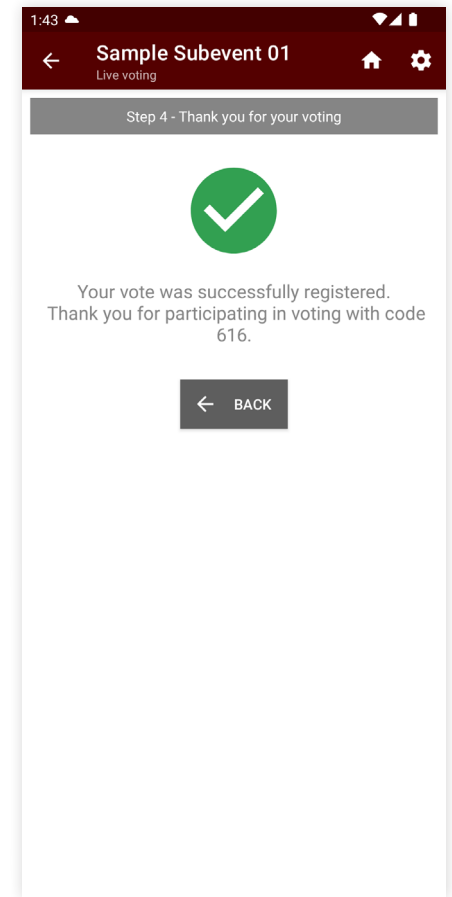
## Live voting - question

Question view, the speaker has not yet run the voting process.



## Live voting - process

After the voting starts, the people in the hall have the chosen time to send the election (it is possible only once from each device).



## Live voting - end

After sending the response, all responses are recorded in the system.

# Extension modules: Live Voting

The screenshot displays the 'Actual voting' interface for a speaker. The top navigation bar shows 'TRILOBITE Technologies | Mobile App Plugins' and 'MOBILE APP HOME'. The main header includes 'Live Voting', 'Scientific Programme', '2023/10/10 Tuesday', and 'Gold Hall'. The time is 15:44:13.

The interface is divided into three main sections:

- Left Panel (Lectures):** A list of scheduled events. The current event is 'WaltyBlea: Understanding of SCSI Disks' at 11:15 - 12:05, chaired by Cecile Coleman and Peter Richards. Other events include 'Opening & Honor Session', 'Opening Ceremony', 'Keynote lecture On the Investigation of Telephony' by Anthony Davis, 'Honorary Fellow Award Ceremony', 'Plenary Lectures' by Selma Bishop, and 'Analysis of the World Wide Web' by Carter Waters and Barbara Tate.
- Prepared Voting (for Speaker):** A section titled 'Prepared Voting for Speaker' which currently shows 'No prepared votings in queue' with an information icon.
- Actual voting:** The active voting section. It displays a question: 'Test question for live voting No 1.' with three choices:
  - A: 0 votes | 0% - Morbi rhoncus turpis ac lorem vulputate, eget mollis nisi vehicula
  - B: 1 votes | 100% - Donec ac erat velit. Aliquam erat volutpat. Aenean rhoncus quam ut sagittis placerat
  - C: 0 votes | 0% - Etiam neque magna, lobortis ac sagittis sit amet, blandit at odio. In quis massa condimentum, varius mi at, vestibulum

Below the question, there are control buttons: 'EDIT VOTING', a '60 SECONDS' timer, 'CHANGE 616' (with a grid icon), and 'START AGAIN'. A 'Voting Results (%) - 1 votes' bar chart shows a single bar at 100% for choice B. At the bottom, there are status indicators: '0 FINISHED VOTINGS', '0 DELETED VOTINGS', 'MARK AS FINISHED', and 'SHOW ON STAGE'.

## Live voting - administration

The speaker sees the results of the vote after it ends, the vote can be repeated (a new unique code is generated).